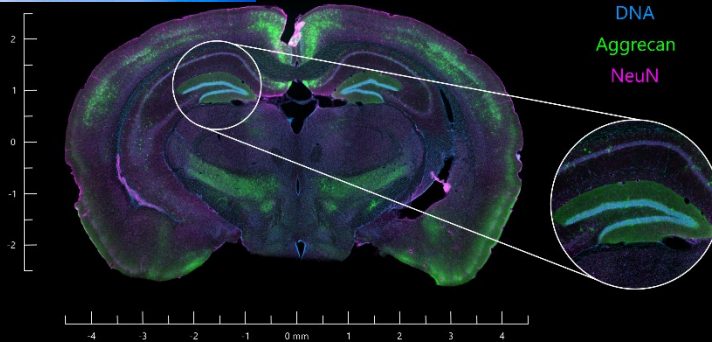


UNC Neuroscience Microscopy Core

5114 Mary Ellen Jones Building, 116 Manning Drive, Campus Box 7250, Chapel Hill, NC 27599

Dr. Michelle S. Itano, Director, itano@unc.edu, Twitter: [@MichelleItano](https://twitter.com/MichelleItano)



- **Confocal Microscopy**
 - Fixed and live cell
 - Leica SP8X, Olympus FV3000RS, Zeiss 780, Zeiss 710,
 - Zeiss 980 with AiryScan2 (installed in Jan!)
- **Automated Widefield Imaging**
 - Color, fluorescence, live cell and whole animal
 - High-Content Analysis Module
 - Nikon Eclipse Ti2, Olympus MVX10 Macroscope
- **Light-Sheet Microscopy**
 - ASI dSPIM installing today!
- **High-powered Analysis Workstations**
 - Windows and Linux

Supported in part by a Recharge agreement, the Neuroscience Center Grant (P30 NS045892), the UNC Intellectual and Developmental Disabilities Research Center Grant (P50 HD103573).

The
UNC Neuroscience Microscopy Core's

2022 Year in Review



11,530+
usage
hours



202
core
users



180
user
trainings



72
labs
supported



15
publications
acknowledging
core support

Zeiss LSM 980 confocal*
ASI ct-dSPIM light sheet*
Leica 20X air objective
Nikon Ti2 fura imaging
OMERO Plus*
*funded, pending install in 2023



5
equipment
updates

In past 5 years:

- Core grew from a one-person core to support three staff members
 - 5 hires
- Installed 6 new imaging systems
 - Awarded 2 S10 grants
- Relocated/moved 12 systems into new spaces
- Started new graduate imaging course



What are the Core Competencies of Facility Management?

Mindfulness can support all the **multi-faceted** roles that core directors and staff fulfill.



Clear Communication of Roles

- Adapted roles in the core to the personalities, priorities and values of each staff member
- Weekly group meetings to set priorities
- Weekly individual meetings to focus on specific tasks, roles and projects
- Shared outlook calendars, Asana tasks, and Google Drive documents for automated tracking
- Monthly joint 'lab meetings' with other cores and monthly social 'Sushi Fridays'

The image displays two overlapping screenshots of the Asana project management tool. The foreground screenshot shows a task list for a project titled 'NMC Week of 10/17/22'. The task list includes a 'Free for all' section, a 'Weekly Summary for 10/10' section with sub-tasks like 'Big Wins & Insights Learned', 'Trainings 3 ts', 'Projects 3 ts', 'Finances 6 ts', and 'Maintenance/Troubleshooting 1 D 6 ts', and an 'Action items' section with sub-tasks like 'Updates in S114 4 ts', 'Mintenship 980 install with Zeiss 3 ts', and 'Add averages to new reporting dashboards'. The background screenshot shows a Gantt chart view of the same project, with tasks represented as colored bars across a timeline.

Building Community

Women of Worth Kick-Off Meeting | February 2023



COMMUNITY:

“The coming together of a group of individuals who have learned how to communicate honestly with each other, whose relationships go deeper than the masks of composure, and who have developed some significant commitment to rejoice together, mourn together, and to delight in the [support] of each other, and make each others’ conditions their own.”

-M. Peck Scott

Building Community


- Clearer and more regular communication
 - Building listservs, newsletters
 - Required consultation prior to training of new users
 - Sharing and recognition of roadblocks or difficulties identified by members of staff during group meetings
- Defining priorities and communicating goals to users



BioImaging
North America

ANNUAL REPORT 2022

Prepared by Christina Moore and the BINA Communications Working Group



MWACD 2019 - October 16-18
University of Minnesota, Minneapolis

[Click here to see our full program and register!](#)

Meeting Highlights

- Keynote address from Dr. Michelle Itano - recipient of a 2019 Chan-Zuckerberg Initiative presenting [ENHANCING REPRODUCIBILITY](#)



Chan Zuckerberg Initiative Imaging Scientist
Assistant Professor, Univ. of Massachusetts Medical School

David Grunwald, Ph.D.

Associate Professor, Univ. of Massachusetts Medical School



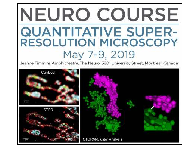
Monday, June 24, 2019
6004 Marsico Hall
Seminar: 3:00 – 4:00 PM
Discussion: 4:00 – 5:00 PM



INAUGURAL JOB SHADOWING PROJECT



MENTOR:
CLAIRE M. BROWN
Associate Professor
Director Advanced
Bioimaging Facility (ABIF)
McGill University



MENTEE:
MICHELLE S. ITANO
Assistant Professor
Director Neuroscience
Microscopy Core
Univ. of North Carolina

Claire oversees three microscopy platforms that serve the greater McGill community. Has developed and run more than 80 microscopy workshops and courses. Runs a quantitative imaging research program that studies the molecular mechanisms that regulate normal and pathological cell migration. She is actively involved in the ABRF mentorship program.

Michelle develops and applies novel innovative fluorescence microscopy techniques to reveal spatial and temporal relationships between proteins, mRNAs and viral RNA genomes. She has a focus on neurological cells and tissues. She is one of the first group of researchers recently named CZI Imaging Scientists. She is involved in the ABRF mentorship program.

Michelle Itano will travel to McGill the week of May 6-10th, 2019

1. Shadow ABIF imaging scientists: management, training, hiring, quality control
2. Shadow Neuro Quantitative Super Resolution Microscopy Course: course development, course implementation, network with leaders in the field
3. Shadow Microscopic Imaging Facility at the Neuro: advanced microscopy platforms, open science initiatives, image analysis, links with CZI

Launched with cooperation from these national/international networks:



TEAM ADVANCE

TARGETING EQUITY IN ACCESS TO MENTORING • UNC

Working to promote effective, intersectionality-informed mentoring for faculty with an emphasis on women and underrepresented groups in STEM fields.



Participation in Courses

UNC:

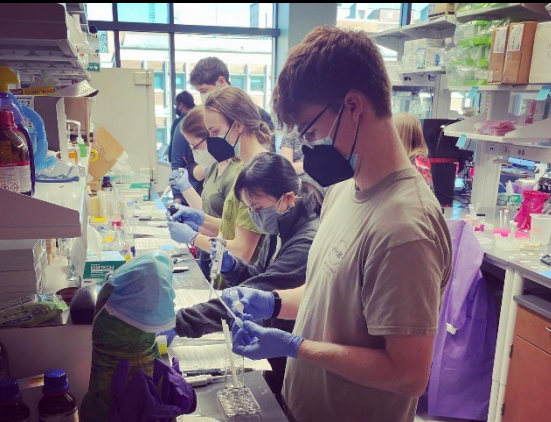
- CBPH/NBIO710 Advanced Light Microscopy: Spring 2020-ongoing
- NBIO722: 2 lectures on microscopy
- BBSP FYG Leader: 2021-2022, ongoing
- Microscopy Café: Organized by Wendy Salmon

MBL @ Woods Hole:

- Embryology Course, Microscopy Faculty: 2021-ongoing
- Light Sheet Fluorescence Microscopy Faculty: 2021-2022
- Optical Microscopy & Imaging in the Biomedical Sciences (OMIBS) Faculty: 2022-ongoing

UNC Pembroke: Optical Microscopy and Imaging Training (5/23-5/25)

PAIR-Up Workshop: Planned for April 2023



Chan Zuckerberg Initiative: Benefits from Lurking

CZI Grant Partner Training Sessions

The Chan Zuckerberg Initiative is committed to helping you scale change faster. We do this through grants, technology and capacity building. With training, consulting and coaching we support the CZI community to grow key capacities, tools and organizational building blocks to unlock greater impact over the long-term.

To help support the CZI community working tirelessly to achieve their goals, become more resilient, and respond to unfolding crises we've assembled a collection of expert trainings valuable to the grantees and their partners across CZI portfolio areas. Please sign up for the trainings that you're interested in below.

In these sessions, expert trainers* will provide advice on how to best approach these challenges, teach new skills and practices, and answer questions that you and your community may have. These training sessions will last approximately 90 minutes unless otherwise indicated. If you'd like to provide feedback or request additional trainings for your organization please contact

CapacityBuilding@chanzuckerberg.com.





Core Concepts of Race, Equity, Identity, and Actions Your Organization can take: 4 Part Series

Hosted by **The Justice Collective**, Principal Consultant and Expansion, Danielle DeRuiter-Williams, and Senior Consultant



Reprioritization and Scenario Planning with a Focus on COVID-19 Impacts

Hosted by **The Management Center** Partner, Marissa Graciosa

Whether you're the head of an organization, the leader of a team, or an individual contributor, our current context of COVID-19 requires you to reprioritize your work. To prioritize well amidst so much uncertainty and with so much at stake, leaders also need to plan for multiple possible realities. In this session, The



The Management Center

Turning good intentions into great results

Contact Us

Sign up for free tips

About Us Trainings Coaching Tools Our Blog

Tools

Welcome to our resource library! Below you'll find numerous tools that we hope will help in your work – samples, worksheets, and other tools and tips. For more information on how to use any of these resources, please check out our book, [Managing to Change the World](#).

If you'd like to get resources like these emailed to you each month, along with other tips on being an effective manager, [sign up for our email list!](#) For more information about our privacy policy, click [here](#).

FEATURED RESOURCE

5 Things Managers Can Do to Get Election-Ready

Check out these tips for managers and leaders to get their teams through this election season (even if your work isn't directly related to electoral work, politics, or organization).

View




- Grounding financial decision-making in data and your values



Financial Health and Reporting During Another Uncertain Year

Hosted by **Wolf and Associates** Owner **Josh Wolf**


- 1) Four Financial Reports to Inform Forecasting and Confidently Make Decisions



Management Techniques For Distributed Teams: Getting Into The Weeds On Effective One-On-One Meetings And Team Dynamics In Remote Work Environments

Following Nicole Sanchez's excellent *Crash Course on Remote Management* Training. We heard a high demand for a deeper dive on this topic. Here it is! Join us for a presentation and discussion of best practices in remote management and getting into the weeds on how to execute key management principles in a remote environment. We will cover:

Chan Zuckerberg Initiative: BetterUp One-on-One Coaching



BetterUp For Business For Individuals Resources About 🔍 Login [Request a demo](#)

Your company performs when your people do.

The BetterUp platform delivers transformative coaching experiences to drive productivity, engagement, and retention at scale.

[Request a demo](#) [For individuals](#)

🔦 ×
Welcome! Looking to learn more about coaching?

[💬](#)

UNC Center for Faculty Excellence: Coaching Skill Development



CENTER FOR
FACULTY EXCELLENCE

Search this site...



ABOUT ▾ STRATEGIC INITIATIVES ▾ LEADERSHIP ▾ MENTORING ▾ RESEARCH ▾ TEACHING & LEARNING ▾ AWARDS ▾



An Opportunity to Develop Your Coaching Skills

Leadership Peer Coaching Group members provide mutual support to each other through building a small leadership community that fosters positive change for individuals and their institutions, solving challenging leadership issues, and giving and receiving genuine feedback.

[Linda Basch](#), CFE Leadership Consultant, will lead the 2022-23 Leadership Peer Coaching Groups. Groups meet four times a semester for 2.5 hours each time. During COVID, the meetings are virtual.

LEADERSHIP

[Leadership Development Plan](#)

[Continuous Leadership Learning Resources](#)

[Request a Consultation](#)

Many Thanks to All!

All Users of our Core and Collaborators!

Neuroscience Microscopy Core Staff:

Tessa-Jonne Ropp

Christina Moore

Administrative and Advisory Support for the Core:

Sausyty Hermreck, Tina Newman, Jacob Staimpel, Laura Archambault, Colton Reeves, Joshua Barrett, Matt Tucci, Sue Modlin, Mark J. Zylka, Joe Piven, Benjamin D. Philpot, Sheryl Moy, Eva Anton, Chris Gregory, Kara Crissold, Ben Wright

Funding support for the Core:

Recharge agreement (UNC OSR, UNC Core Facilities Advisory Committee)

The Neuroscience Center Grant (P30 NS045892)

The UNC Intellectual and Developmental Disabilities Research Center Grant (P50 HD103573)

Funding Support via UNC CFAC RFAs

Chan Zuckerberg Initiative Imaging Scientist Program

S10 Equipment Grants (S10 OD 032388 and S10 MH 130455)

